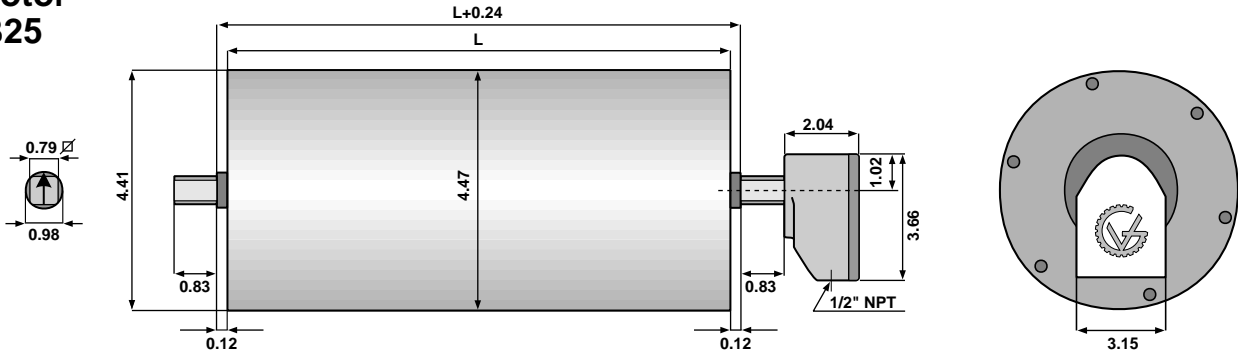
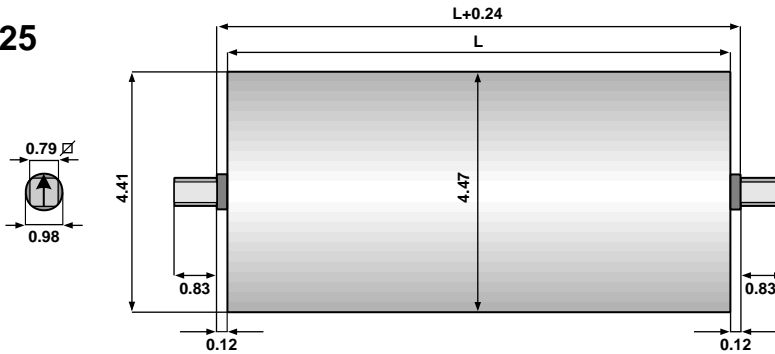


Type 113 Dimensions (in inches)

Drum Motor TM113B25



Idler KT113B25

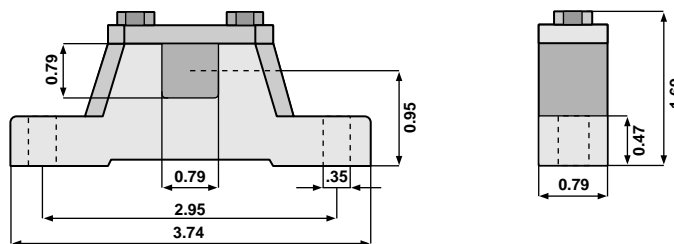


Standard face widths (L) in inches for the TM113B25 and KT113B25:

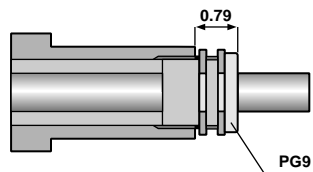
10.24* 10.83* 12.20 14.17 16.14 18.11 20.08 22.05 24.02 25.98 27.95 29.92 31.89 33.86
 Slow Speed: 12.20* 14.17* 16.14 18.11 20.08 22.05 24.02 25.98 27.95 29.92 31.89 33.86

*This face width is not available in all horsepower.

Bracket AB 20



Optional Cable Type



Note: When Optional Cable Type is selected, the minimum face width (L) increases by 1.969 inches.